

DOLLARS & SENSE

**ELEMENTARY
School Module**

ACTIVITY BOOKLET

1



FINANCIAL GOAL SETTING: JOSEPH AND THE ZOO



AFOA Canada acknowledges the generous support of the TD Bank Group in making this project possible.



All rights reserved. No part of this publication may be reproduced or transmitted in any form or by any means, electronic or mechanical, including photocopy, recording or information storage and retrieval system, without permission in writing from the publisher

Copyright AFOA Canada November 2014
Printed in Canada

PUBLISHED BY

AFOA Canada
1066 Somerset Street West
Suite 301
Ottawa, ON K1Y 4T3

ACKNOWLEDGEMENTS

We would like to thank those individuals who made this publication possible. The principal authors of this report were, Simon Brascoupe, Kiera Brant and Dr. Paulette Tremblay.



We would also like to acknowledge the generous support of the TD Bank Group in making this project possible.



FINANCIAL GOAL SETTING: JOSEPH AND THE ZOO

MATERIALS REQUIRED

Dollars and Sense Elementary School Module

Activity Booklet -Provide Activity Booklet 1 to each student.


Pen / Pencil

AGENDA MAP

Time (Minutes)	Activity 1 – Financial Goal Setting: Joseph and the Zoo Agenda Items	Page
15	1. Financial Goal Setting: Notes	3
30	2. Financial Goal Setting Activity Worksheet	10
45	TOTAL TIME for Activity 1	



FINANCIAL GOAL SETTING: JOSEPH AND THE ZOO NOTES



Joseph always has so much fun in the winter playing hockey with his community's team, the Enoch Storm. But in the summertime, he misses his teammates. His coach decided that it would be a good idea to take the hockey team to the Calgary Zoo.



Joseph realizes that a trip to the zoo can be expensive. The whole team needs to take a bus, buy their tickets, buy a lunch, and bring money for the gift shop! None of that is free – it all costs money. Joseph needs \$40.00 to go to the zoo.

Joseph decided to sit down with his sister, Sarah, to make a plan.

Sarah told Joseph, "In school we learned about Goal Setting. My teacher said that Goal Setting is about making a list of steps you need to complete, in order to achieve something you want."



Let's help Joseph explore Goal Setting!


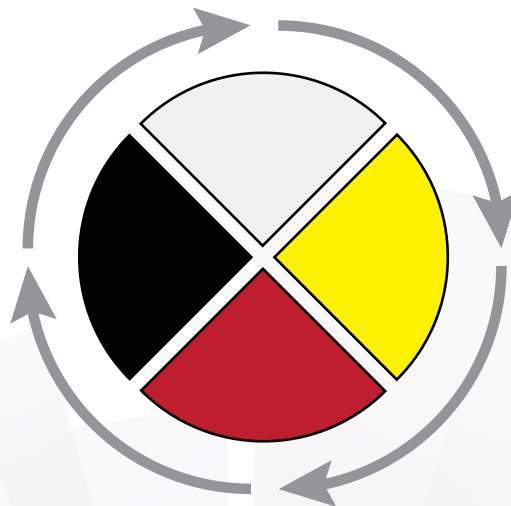


FINANCIAL GOAL SETTING: JOSEPH AND THE ZOO

WHAT IS A FINANCIAL GOAL?

“Finance” is the money you earn, save, and spend – so your “Financial Goals” means making a plan to spend your money wisely!

You’ve likely seen a Medicine Wheel – it is a very important symbol of balance for First Nations people. Having balance means you don’t have too much or too little of anything.



For example, if you spend too much time playing soccer, and not enough time on your homework, your grades at school will slip. This doesn’t mean you shouldn’t play soccer – because soccer is also important – but it means you should balance your time for soccer and homework.

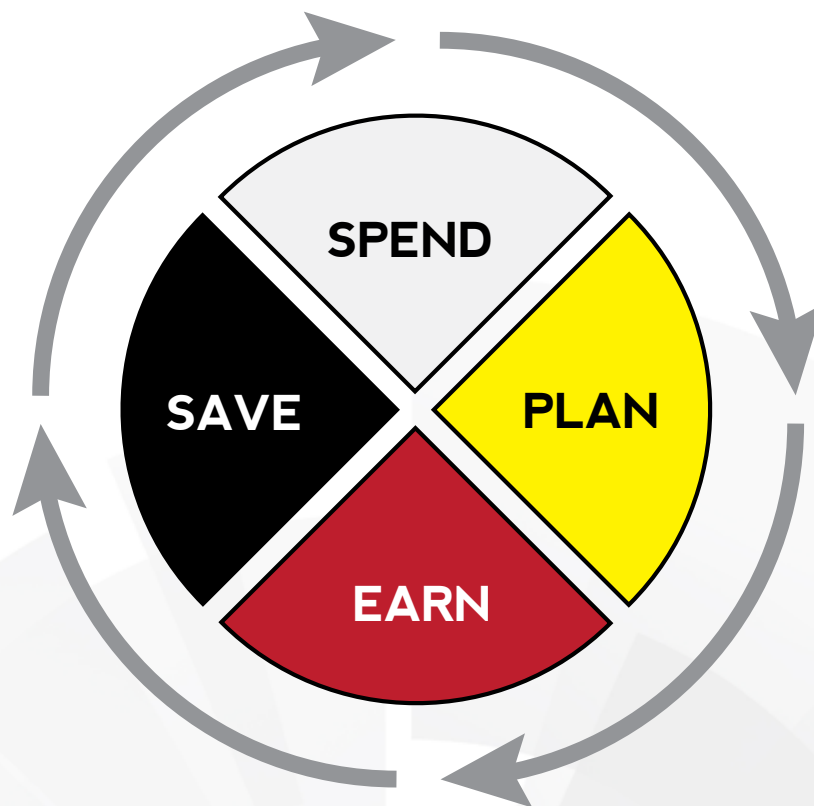




FINANCIAL GOAL SETTING: JOSEPH AND THE ZOO

Money and our finances are a very big part of our lives. Therefore, we also need to practice balance when it comes to our finances.

There are four important stages to Financial Goal Setting: Plan, Earn, Save, Spend.



Let's see how these four stages help with our Financial Goals!



FINANCIAL GOAL SETTING: JOSEPH AND THE ZOO

PLAN

MAKE A REALISTIC PLAN FOR YOUR FINANCIAL GOAL

Here you should answer the 5 W's and H: **who, what, when, where, why,** and **how** you will reach your goal.

EARN

MAKING YOUR MONEY

This includes **finding a job** and **going to work** when you are expected to be there. Some people work all day, while you and your classmates will only work when you are not in school.

SAVE

SAVING YOUR MONEY FOR YOUR GOAL

You don't have to save every dollar you earn, especially if you are saving for a long time. But it is important that you decide early how much you will spend of your earnings now, and **how much you will save** for later.

SPEND

SPENDING YOUR SAVINGS WISELY

You have worked so hard to earn and save your money, and now you can go **buy the gift** you were saving for! But only spend what you have saved. Joseph created his own "Financial Goal" to get \$40.00 to go to the Calgary Zoo.

Next, see Joseph's "Financial Goal"



FINANCIAL GOAL SETTING: JOSEPH AND THE ZOO EXAMPLE

Check out Joseph's answers in **RED**. Next, you will create your own!

Joseph

[Your Name]

's Financial Goal

My Goal is: **To save \$40.00 for the Calgary Zoo**

PLAN

**MAKE A
REALISTIC
PLAN FOR YOUR
FINANCIAL
GOAL**

1) Who is saving?

Joseph

2) What are you saving for?

A trip to the zoo

3) When are you saving money?

During the summer

4) Where are you earning the money?

In my community

5) Why are you saving the money?

To have fun with my hockey team

6) How will you save the?

Doing different jobs for people



FINANCIAL GOAL SETTING: JOSEPH AND THE ZOO EXAMPLE

<p>EARN</p> <p>MAKING YOUR MONEY</p>	<p>7) Do you make an allowance? Circle one: Yes No</p> <p>8) What jobs can you do to earn money? Wash the dishes, feed the cat, set up a lemonade stand, weed mom's garden</p> <p>9) What days will you work? Circle the days you will work: Mon Tue Wed Thu Fri Sat Sun</p> <p>10) How many hours will you work every week? Circle the hours you will work: 1-2 hours 2-4 hours 5 or more hours</p>
<p>SAVE</p> <p>SAVING YOUR MONEY FOR YOUR GOAL</p>	<p>11) Will you use a Savings Account? Yes No</p> <p>12) For every \$10.00 you make, how much will you save? a) All of it = \$10.00 b) Half of it= \$5.00 c) Just a bit = \$2.00</p>
<p>SPEND</p> <p>SPENDING YOUR SAVINGS WISELY</p>	<p>13) When do you plan to spend your money? In 2 months, when I am at the zoo</p> <hr/> <hr/> <hr/>



DIRECTIONS – FINANCIAL GOAL SETTING: JOSEPH AND THE ZOO

TIME

(Minutes) ACTIVITY 1 DIRECTIONS

- | | |
|----|--|
| 5 | 1. The Facilitator reviews the Example of “Joseph’s Financial Goal,” with the class. |
| 5 | 2. Create your own financial goal. |
| 15 | 3. Work individually to complete the Financial Goal Setting Worksheet. |
| 5 | 4. Share your goals with those in your group (3-5 students). |
| | 5. (Optional) Share your goals with the class. |

30 TOTAL Activity Time



ACTIVITY 1 - FINANCIAL GOAL SETTING WORKSHEET

Create your own Financial Goal! It can be a plan for something you are truly saving up for, or you can just imagine you are saving for something special.

_____ 's Financial Goal
[Your Name]
My Goal is: _____



**MAKE A
REALISTIC
PLAN FOR YOUR
FINANCIAL
GOAL**

1) Who is saving?

2) What are you saving for?

3) When are you saving money?

4) Where are you earning the money?

5) Why are you saving the money?

6) How will you save the money?



ACTIVITY 1 - FINANCIAL GOAL SETTING WORKSHEET

<p>EARN</p> <p>MAKING YOUR MONEY</p>	<p>7) Do you make an allowance? Circle one: Yes No</p> <p>8) What jobs can you do to earn money? _____</p> <p>9) What days will you work? Circle the days you will work: Mon Tue Wed Thu Fri Sat Sun</p> <p>10) How many hours will you work every week? Circle the hours you will work: 1-2 hours 2-4 hours 5 or more hours</p>
<p>SAVE</p> <p>SAVING YOUR MONEY FOR YOUR GOAL</p>	<p>11) Will you use a Savings Account? Yes No</p> <p>12) For every \$10.00 you make, how much will you save? a) All of it = \$10.00 b) Half of it= \$5.00 c) Just a bit = \$2.00</p>
<p>SPEND</p> <p>SPENDING YOUR SAVINGS WISELY</p>	<p>13) When do you plan to spend your money? _____ _____ _____</p>

Great Job!

REMEMBER: Money is all about balance. Don't spend too much, but it is also important to reward yourself when you work hard.



AFOA CANADA

www.afoa.ca